

THE COLLEGIATE WOODSMAN'S WEEKEND MEET

**The Rules and Regulations
of the Events and Administration**

INDEX

Foreword by Ross McKenney	iii
Introduction	iv
Part I - Administration of the Meet	1
The Duties of Officials	1
Captains' Meetings	3
Scoring of the Meet	3
Entrant Team Positions for Events	3
Suggestions for Meet Administration	4
Part II - Rules of the Events	5
Fishing Events	5
Woods Events	8
Water Events	19
Figures	23

FOREWORD

by

Ross McKenney

Woodsmen's Weekend is somewhat like a tree in the forest. The seed came from a desire of passing along to others the fun and craft of using such tools as the axe-saw, peavey, canoe, fishing rods, etc. The inspiration was sharpened somewhat from day dreaming of my past life in the forests and on the rivers, with a rough type of man known as lumberjacks. They took pride in being rough, but their loyalty was beyond comparison. Just how could I pass this element along to students? I got in touch with a chap, Billy Robes, who was handling woodcraft at Kimball Union Academy and we talked over rules and organization and along about 1947-48 we held our first Meet - Dartmouth, KUA, and University of Maine. It was a success and has grown to its present state.

Some of the rules have been changed since the start and, although accidents have been rather minor as a whole, the meet now is pretty well established as far as safety is concerned. The sportsmanship of these meets has been as a whole, tops. However, there have been spots that we hope will disappear in the future and come back to what the meet should mean to all: good clean fun and sportsmanship.

It has been most satisfying to me to see the interest and enthusiasm displayed by all the schools participating each year. May Woodsmen's Weekend grow bigger and better each year. This can be assured only by the participants' display of sportsmanship. Let's think of a good time and friendship as well as winning.

INTRODUCTION

At the final meeting of the 1958 Collegiate Woodsman's Weekend Competition at the University of Maine, Dartmouth College accepted the responsibility of sponsoring the 1959 Competition. Along with this responsibility went the organization of a meeting of all the 1958 competing teams to establish a book of rules to cover all forthcoming Woodsman's Weekend Competition.

The meeting was announced on October 1, 1958, and was accomplished on October 25 and 26, 1958, at the Holt's Ledge Cabin of the Dartmouth Outing Club. Only Paul Smith's College and the host were represented at the meeting but prior to the meeting, letters describing the rule considerations of the following institutions were received and used in the meeting's discussions: University of Maine, and Middlebury College.

The rules for all forthcoming Collegiate Woodsman's Weekend Competition as set forth by this meeting are herein described.

Richard M. Sanders
Dartmouth '59
Editor

This second edition is printed in the hope that good sportsmanship will govern this meet more than any rule book.

Ken Roemhildt - 1962

PART I - ADMINISTRATION OF THE MEET

I. Duties of the Officials

A. The Sponsoring Committee

- (1) will provide adequate facilities for the accommodation of the visiting competitors.
- (2) will charge an entrance or registration fee if necessary to help cover the cost of the meet.
- (3) will run off the events of the meet in any order it feels is best suited to its problems, with due consideration for the weather in relation to the fishing events.
- (4) will add or subtract events of the meet as it sees fit, but must give notice of such a change as indicated in item (6) below.
- (5) will start all events by the firing of a gun or other mass starting signal where applicable and deemed practical.
- (6) will publish at least two months prior to the scheduled meet, the specifications for and of events which are left to its discretion in the rules below. This publication will include the following information:
 - a. The diameter of the butt and top of the felling poles.
 - b. A description of the saw horses to be used.
 - c. The kind of wood of the felling poles.
 - d. The kind and general size of the splitting bolts.
 - e. The species of wood of the pulp throwing billets.
 - f. The size of the firebuilding bolts and a description of the fireplaces.
 - g. A description of the sandbag.
 - h. A general description including species and approximate weight of the log in the log rolling event.
 - i. A plan of the obstacle course indicating the distance between buoys.
 - j. A detailed plan of the portage course.
 - k. Any alterations in the rules sanctioned by the participating teams at the last meeting of the previous year's meet.

1. A detailed set of rules governing all newly introduced events selected by the host team using its prerogative in so doing. Time dictates that if new events be added a similar number of old events be dropped.

B. The Entrant Teams

- (1) will notify the sponsoring committee at least two weeks in advance of the meet if they intend to participate in the competition.
- (2) will consist of seven men, six regulars and one alternate.
- (3) will be allowed to employ the alternate in the event of injury to a regular team member. Permission to use the alternate must be obtained at a meeting of the entrant team captains.
- (4) will bring to the meet an extra man and a stop watch.

C. Judges and Timers

- (1) There will be one event judge, supplied by the host team, judging and timing each team for each event. He will be aided by an assistant judge-timer. Each entrant team will furnish one man to the staff of assistant judge-timers.
- (2) The judge's time will be official unless a mechanical default occurs in the judge's watch, in which case the assistant's time will be official.
- (3) It is the responsibility of the judge and his assistant to get the closest official time. This does not imply an average of the two times; either one or the other will be used.
- (4) In all events where length, height, or weight of equipment is specified, it will be the duty of the head judge to check such equipment before and after the appropriate event.
- (5) The head judge will check all the stop watches to be used in timing the events as soon as they are received prior to the meet.
- (6) The head judge will start all mass-start events.
- (7) The head judge will see that all teams are ready to start an event before giving a mass-start signal.
- (8) There will be sufficient judges and assistants for each event so that the rules of the event may be guaranteed.

II. Captains' Meetings

- A. Prior to the competition there will be a meeting of all team captains to establish penalties and disqualifications for all events where no specific rule applies.
- B. A majority vote will rule all meetings of the captains.
- C. All final decisions will be made at a meeting of the captains and such a meeting may be called for at any time by any team or judge.
- D. Any proposed change in the rules of this book may be introduced by any team at a final meeting of the captains after the completion of the meet. It will then become the responsibility of the forthcoming sponsoring committee to collect and disperse information concerning the proposed changes and finally to call for a vote to settle the issue. All the teams represented in the previous year's competition are eligible to vote.

III. Scoring of the Meet

- A. In each event the best time, points, or distance will receive one hundred points. Other times, points, or distances will be awarded points inversely proportional to the best time or directly proportional to the highest score or best distance.
- B. In the case of duplicate effort, each team will be credited with equal points for the event.
- C. Any team which does not complete an event will receive a point score of zero for that event.
- D. There will be a head scorer who will figure and publicly display the running scores of each team as the meet progresses.
- E. After the meet, it will be the responsibility of the head scorer to publish and to send each entrant team a detailed tabulation of the scores for all teams in each event.

IV. Entrant Team Positions for the Events

- A. In the fishing events, the head judge will hold a drawing by the team captains for position to be held during all the fishing events.

- B. In the woods events, the head judge will hold a drawing by the team captains for positions during all the woods events. The position will include the felling tree and the splitting bolts, all of which shall be plainly marked with the position number.
- C. In the water events, the head judge will hold a drawing by the team captains for the starting order for all the water events.

Suggestions for Meet Administration

A distinct effort should be made to thoroughly indoctrinate and educate the judges-to-be in what to expect during the events. An actual demonstration of each event would probably be the best method to use to this end. Officials must officiate if they are to function properly.

Sufficient room should be allowed for all events so as to maximize the safety of the entrants as well as spectators.

The meet is usually held on a weekend and due consideration should be given to the time and duration of the Saturday noon meal to avoid any delay of the meet.

It is hoped that each school will be able to bring its own canoe. This is not only more equal for all teams, but also makes the appropriate owners responsible for any damages ensuing in the various races.

It has been the past tradition of this meet for the competitors to camp-out at facilities provided by the host. This tradition should be maintained.

PART II - RULES OF THE EVENTS

The Fishing Events

I. General Rules on Equipment

- A. Fly rods may be no longer than nine feet, and no heavier than six ounces.
- B. Fly line may not be heavier than a "C" and may have no splice less than seventy feet from the leader.
- C. Fly shall be white with a hook shank no larger than a #6.
- D. Fly leader may be no less than two feet long.
- E. Fly reel may be of any type.
- F. Bait casting rods may be no longer than six feet.
- G. Bait casting lines shall not be monofilament or lighter than nine pound test.
- H. Bait casting reels may not have stationary spools.
- I. Bait casting plugs shall be white and weigh 5/8's ounce.
- J. The bait plug, fly leader and fly will be provided by the sponsoring committee.

II. Fly Casting for Accuracy

A. Purpose

The purpose of this event will be to cast a fly into a target area from various distances for accuracy.

B. Entrants

Each team will enter three men who may not compete in Fly Casting for Distance or Bait Casting for Accuracy.

C. Special Equipment

None

D. Procedure

- (1) Each entrant will have a total of nine casts, three at each of the distances of thirty, forty, and fifty feet.
- (2) Whenever or wherever the line or fly touches the ground, it will be counted a cast and the line will be stripped in to at least the length of the rod.

E. Scoring

- (1) The target will be a five foot circle with an inner two-and-one-half foot circle both of which will be marked in outline in white on the ground.
- (2) Points will be awarded according to Table I, for each distance:

TABLE I. Points for Accuracy Fly Casting

	Inner Circle	Outer Circle
First Cast	6	3
Second Cast	4	2
Third Cast	2	1

- (3) A cast hitting either line will count the higher of the two appropriate possible scores.
- (4) The team score will be determined on the basis of the total points won by the three team entrants.

III. Fly Casting for Distance

A. Purpose

The purpose of this event will be for each entrant to cast a fly as far as possible in front of him from a base line.

B. Entrants

Each team will enter three men who may not compete in Fly Casting for Accuracy or Plug Casting for Distance.

C. Special Equipment

None

D. Procedure

- (1) Each entrant will make as many casts as he desires within a period of three minutes.
- (2) Each entrant will be started by his individual judge.
- (3) Once the timing for an entrant has started, his time will be stopped/or interrupted for the following two reasons only:
 - a. The fly snaps off the leader.
 - b. The line or the rod break.
- (4) Whenever or wherever the fly or line touches the ground, it will be counted a cast and the line will be stripped in to at least the length of the rod.

E. Scoring

- (1) Only the longest cast for each entrant will be counted and the team points will be determined from the sum of the distances of the longest casts of each of the three entrants.
- (2) All casts will be measured perpendicularly from the base line as shown in Figure I, page 23.

F. Comments

The purpose of measuring casts perpendicularly to the base line is two-fold. Firstly, the rule will make each entrant attempt to maximize his distance by casting perpendicularly in front of him and thereby will eliminate much of the confusion of tangled lines. Secondly, this rule will make the competition more even, in that entrants who use the advantage of casting across the course in order to utilize a crossing breeze, will in effect be penalized by the measurement.

IV. Bait Casting for Accuracy

A. Purpose

The purpose of the event will be to cast a plug into a target area from various distances for accuracy.

B. Entrants

Each team will enter three who will not compete in Bait Casting for Distance or Fly Casting for Accuracy.

C. Special Equipment

None

D. Procedure

- (1) Each entrant will have a total of nine casts, three at each of the distances of forty, fifty, and sixty feet.

E. Scoring

- (1) The target and scoring procedure will be the same for this event as that described for Fly Casting for Accuracy (See Part II, E, (1), (2), and (3)).
- (2) The team score will be determined from the total points won by the three team entrants.

V. Bait Casting for Distance

A. Purpose

The purpose of this event will be for the entrant to cast a bait plug as far as possible in front of him from a base line.

B. Entrants

Each team will enter three men who may not compete in the Bait Casting for Accuracy or the Fly Casting for Distance.

C. Special Equipment

None

D. Procedure

Each entrant will make three casts in front of him from the base line.

E. Scoring

The scoring of this event will be the same as that described for Fly Casting for Distance (See Part III, E, (1) and (2)).

F. Comments

Same as III, F.

The Woods Events

I. General Rules on Equipment

A. The felling tree will be used in the Felling for Accuracy, Crosscut Sawing, Bucksawing, and Speed Chopping events.

B. The felling tree shall be at least twenty-two feet high above the ground and twelve inches through the butt at the ground level.

C. The felling tree will be marked with circles of white paint as indicated in Figure II, page 23.

D. All axes may not weigh more than six and one-half pounds including the handle, and shall have a provision for safety such as a fawns foot or thong.

E. The felling poles shall all be cut from the same elevation and growth area and shall be as nearly matched in density of wood as possible.

F. Saw horses for the sawing events are to be provided by the sponsoring committee.

- G. Where applicable, prior to the starting signal, the felling tree log may be peeled within the felling zone only.
- H. In the event of breakdown of equipment during an event, the entrant only will seek out and change to functional equipment. The timing will not be delayed though.

II. Felling for Accuracy

A. Purpose

The purpose of this event will be for the entrants to fell the felling tree as accurately as possible within a given length of time.

B. Entrants

Each team will enter two men who may not compete in the Fire Building event.

C. Special Equipment

- (1) No equipment but an axe may be used in this event.
- (2) There shall be a circle marked in white on the ground around the felling tree twelve feet in diameter.
- (3) The sponsoring committee shall provide a stake with uniform end shape and cross-sectional area with each felling tree.

D. Procedure

- (1) Prior to the starting signal, the entrants will place the stake on the marked circle at the point they intend to fell the tree.
- (2) The stake may not exceed three inches above the ground.
- (3) Chopping alternately, and not together, the entrants shall have three minutes to fell the tree.
- (4) The cut shall be made within the area of the tree designated as the Felling Zone (See Figure II, page 23).
- (5) The pole will be allowed to fall freely, attempts to push the pole once it is in a downward motion will result in total disqualification.

E. Scoring

Scoring will be based on the perpendicular distance from the center of the area of impact of the tree to the center of the stake.

III. Crosscut Sawing

A. Purpose

The purpose of this event shall be to cut through a round log with a crosscut saw for speed.

B. Entrants

Each team shall enter three two-man crosscut teams.

C. Special Equipment

- (1) Only one crosscut saw will be used by a team throughout this event; i. e., each of the three two-man crosscut teams shall use the same saw.
- (2) Excess Felling Zone (See Figure II, page 23), of the log must be removed prior to the starting of the event.

D. Procedure

- (1) Each of the three two-man teams shall cut two discs from the "crosscut zone" of the felling tree as shown in Figure II, page 23.
- (2) All marks for cuts made prior to the starting signal may be made in the bark of the tree only, hence no peeling prior to the event.
- (3) At the starting signal, the first two-man team shall start cutting its two discs. When the second disc falls, the second and third two-man teams shall take over the saw successively, until the sixth cut has hit the ground, at which point the timing will stop.

E. Scoring

- (1) The total time from the starting signal until the third two-man team finishes its second disc will be used to determine the team score.
- (2) Once started, the timing of a team will not be stopped for any reason other than team withdrawal from the event.
- (3) A complete disc may not be less than one inch thick on all its margin. A cut resulting in a disc of less dimensions must be re-cut to yield a satisfactory disc.

- (4) Entrants will use no lubricants on the saws, once the contest has started.

F. Comments

The pole may be secured to the saw horse in any manner other than by nails, spikes, or by non-participants in the event.

IV. Bucksawing

A. Purpose

The purpose of this event shall be to cut through a round log with a bucksaw for speed.

B. Entrants

Each team shall enter six men.

C. Special Equipment

- (1) Only one buck saw may be used by a team during the event.
- (2) Excess "Crosscut Zone" (Figure II, page 23), of the log shall be removed prior to the starting of this event.

D. Procedure

- (1) Each entrant must cut two complete discs from the area of the log designated "Bucksaw Zone" in Figure II, page 23.
- (2) All marks for cuts made prior to the starting signal may be made in the bark of the tree only; hence no peeling prior to the event.

E. Scoring

- (1) The team score will be determined from the timing for this event which will be from the starting signal until the twelfth disc hits the ground.
- (2) Once started, the timing for this event will not be stopped for any reason other than team withdrawal from the event.
- (3) A complete disc may not be less than one inch thick on all its margin. A cut resulting in a disc of less dimensions must be re-cut to yield a satisfactory disc.
- (4) Entrants may use no lubricants on the saws, once the contest has started.

F. Comments

The log may be secured to the saw horse in any manner other than by nails or spikes, or by non-participants.

7. Speed Chopping

A. Purpose

The purpose of this event will be to chop through a round log for speed.

B. Entrants

Each team shall enter three men who may not compete in the splitting event.

C. Special Equipment

Sufficient uniform material shall be supplied by the sponsoring committee for stakes for staking down the log.

D. Procedure

- (1) The chopping log must be staked to the ground by stakes manufactured by the entrants.
- (2) Each entrant will make one cut through the log in the area designated "Chopping Zone" in Figure II, page 23.
- (3) All marks made on the log prior to the starting signal may be made in the bark only; hence no peeling prior to the event.
- (4) Entrants may elect to stand on the log while chopping.
- (5) Entrants shall be told by the judge when each cut has been made complete.
- (6) The second man may not begin his cut until the first man has completed his cut.

E. Scoring

- (1) The team score for this event shall be determined from the timing, which will be from the starting signal until the third cut is complete.
- (2) Timing for this event will not be stopped for any reason other than team withdrawal.

F. Comments

The chopping log may be raised from the ground or a hole in the ground made under the cutting areas to protect the axes.

VI. Splitting

A. Purpose

The purpose of this event will be to split bolts of wood into four pieces with an axe for speed.

B. Entrants

Each team shall enter three men who may not compete in the speed chopping event.

C. Special Equipment

- (1) The bolts to be split shall be at least two feet long and at least six inches in diameter and shall be trunk or body wood.
- (2) The kind of wood must be the same for all entrants and shall be chosen by the sponsoring committee.
- (3) The axe used for the splitting event may not be a tie-axe, broad-head axe, or a sleeper axe.

D. Procedure

- (1) Each entrant shall quarter split three bolts.
- (2) Each quarter split must run the full length of the bolt and must show at least one square inch of wood exclusive of bark on each end.
- (3) It shall be the responsibility of each entrant to determine when he has satisfied the requirement of three bolts quarter-split and to notify the next team entrant to start. The third entrant from each team shall signal the timer that he is finished by dropping his axe to the ground and moving away.

E. Scoring

- (1) Failure to quarter split a bolt shall result in disqualification.
- (2) The team score shall be determined by the total time for the three team entrants to quarter-split three bolts each.

VII. Pulp Throwing

A. Purpose

The purpose of this event shall be to throw by hand, pulp wood between two stakes for accuracy.

B. Entrants

Each team shall enter all six of its members.

C. Special Equipment

- (1) All pulp shall be thrown by hand. This precludes the use of pulp hooks.
- (2) The pulp shall be chosen immediately prior to the event by a non-participant by-stander, one piece of pulp from each of three piles of seven pieces of light, medium, and heavy weights.

- (3) The pulp must have been peeled at least one week prior to the meet, and show no evidence of prior use.
- (4) The pulp throwing pits shall be set up as shown in Figure III, page 23.
- (5) The stakes in each landing pit shall be firmly placed in the ground and shall be at least three feet high above the ground.

D. Procedure

- (1) Number 1 man shall throw the three pieces of pulp, one at a time, his foot not crossing the line between the stakes in his pit on any throw, from pit "A" to number 2 man at pit "B".
- (2) Number 2 man shall not retrieve the pulp until the third piece lands, at which time he shall retrieve and throw the pulp back to pit "A" and number three man.
- (3) The pulp will be thrown until thirty-six points have been made by the six entrants.

E. Scoring

- (1) A point will be earned by a team when a piece of pulp lands and stays between the stakes of a pit.
- (2) The team score shall be determined from the total time used by a team to make the thirty-six points.
- (3) Throughout the event, one of the judges shall make a loud, verbal count of each point earned as the event proceeds for each participant team.

F. Comments

- (1) The landing pits shall be filled to a depth of twelve inches with a homogeneous material chosen by the sponsoring committee. (Preferably not gravel or small stone.)
- (2) The landing pits shall be turned, raked, and leveled after each team has completed the event.

VIII. Fire Building

A. Purpose

The purpose of this event shall be to boil soapy water in the shortest time with the use of a minimum of materials.

B. Entrants

Each team shall enter two men who may not compete in the Felling for Accuracy event.

C. Special Equipment

- (1) Each team of entrants shall select a birch bolt from a pile of at least twice as many bolts as there are teams.
- (2) The bolt must have been dried for one year prior to the event and the bark must be intact.
- (3) Size of the bolts shall be determined by the sponsoring committee, but all the bolts must be of equal size and quality.
- (4) No other material may be used in the fire than the birch bolt.
- (5) The can for the soap and the water shall be adjustable for height above the fire base.
- (6) The can size, the soap content, and amount of water shall be determined by the sponsoring committee, but must be the same for all.
- (7) Two wooden matches shall be provided for each entrant team by the sponsoring committee.

D. Procedure

- (1) At a starting signal, each team of entrants shall have five minutes to prepare their birch bolt for the fire and to adjust their can of water and soap solution to the height they desire. The birch bolt may not be cut or peeled prior to the signal for the beginning of this preparation period.
- (2) The wood and tinder from the bolt may not be put on the fire base during this preparation period, but may be laid as a fire outside of that area.
- (3) At a second signal denoting the end of the period of preparation, the can of soap solution may not be again moved in height above the fire base, the matches will be lit and the fire started.

E. Scoring

- (1) The entrants shall be timed from the end of the preparation period until the soap solution boils over the edge of the can in sufficient quantity to produce a hissing sound and dampening effect on the fire beneath, or until a team withdraws from the event.

- (2) In the event that a team fails to light its fire with the two matches originally provided, one of the entrants may go one hundred yards for one more match. This may be repeated as often as necessary.

F. Comments

If there should be no team which is able to boil the soap solution with the given amount of wood, this event shall be dropped from the scoring of the meet; but if at least one team boils the soap solution, the event shall be counted in the meet and all those failing to boil the soap solution shall be scored zero.

IX. Pack Board Race

A. Purpose

The purpose of this event shall be to lash a blanket wrapped sandbag to a pack board and to run six hundred yards in relay with the load for speed.

B. Entrants

Each team shall enter all six of its men in this event.

C. Special Equipment

- (1) A pack board, lashing material, and blanket shall be supplied by the entrant team.
- (2) The pack board may have any combination of open hooks, none of which may touch the sandbag when it is lashed on. This precludes the use of a shelf or similar device.
- (3) The sandbag shall be provided by the sponsoring committee and shall be filled with fifty pounds of sand.
- (4) The course for this event shall be set up as shown in Figure IV, page 24.

D. Procedure

- (1) Prior to the starting signal, the lashing rope shall be coiled, free of knots and on the ground; the blanket shall be spread flat on the ground; and the sandbag shall be on the ground and clear of both the backboard and blanket. All this equipment and the man who is to start the event for a team shall be

within area A (See Figure IV, page 24). The remaining two entrants at the starting end of the course and the three entrants at the other end of the course shall all be within areas B and B¹ respectively (see Figure IV, page 24).

- (2) At the starting signal, the first entrant for each team shall wrap the sandbag in the blanket, lash these to the pack board, and run the one hundred yards to area A¹ at the other end of the course.
- (3) At the starting signal, the second entrant from each team, shall move to area A¹.
- (4) When the first entrant enters area A¹, the second entrant shall take the packboard and start his run to the other end of the course. The transfer of the pack may be accomplished in any manner by the two entrants involved, but no other persons may assist - there should only be the two entrants involved within areas A and A¹.
- (5) The transfer shall be made from one entrant to another until the sixth man crosses with the packboard and load into area A.
- (6) During this event, the packboard may be supported with the hands but at no time may the load itself be supported with the hands.
- (7) The packboard and load may be rebound by an entrant during the event if the load shall come loose and touch the ground. An entrant may re-lash the load at anytime at his option, but whenever the load is re-lashed, it may be done so by only the one entrant involved in the event at the time.

E. Scoring

- (1) The team score shall be determined from the total time taken by the team entrants from the starting signal until the sixth team entrant has completed his one hundred yard run with the load.
- (2) The timing of this event shall not be stopped or delayed for re-lashing or any other reason other than team withdrawal from the event.

F. Comments

The elaborate course for this event was conceived for the following reasons: the judging will be made easier since there will be no confusion of

entrants around the area of transfer, and the timing will be facilitated in that the judge will be able to determine which entrants have run and when the last entrant is finished.

X. Log Rolling

A. Purpose

The purpose of this event shall be to roll, with the aid of peavies, a log over a course for speed and accuracy.

B. Entrants

Each team shall enter all six of its men in this event.

C. Special Equipment

- (1) A peeled log showing no signs of prior use in this event shall be supplied by the sponsoring committee.
- (2) Each entrant shall use a peavy to roll the log.
- (3) The course shall be forty feet long and shall be terminated at each end by a pair of stakes.
- (4) The stakes shall be at least six inches in diameter and firmly set in the ground.
- (5) The stakes shall be set apart a distance of two feet less than the length of the log.

D. Procedure

- (1) Prior to the starting signal, the log shall be resting against both stakes at one end of the course.
- (2) At the starting signal, the first two entrants shall roll the log with their peavies to the far end of the course where the log must touch the two stakes, not necessarily simultaneously, or be peavied into position until this requirement is fulfilled.
- (3) The second team of entrants, at the signal from the judge, shall roll the log to the other end of the course and meet the same requirements, and so on until the third team of entrants has finished their roll of the course.

E. Scoring

- (1) The peavy shall be in contact with the log and/or in the entrant's possession. As long as this requirement is met, feet and hands

may be used to control the log.

- (2) The team score for this event shall be determined from the total time taken to make the three rolls of the log.

F. Comments

- (1) No team shall peavy the log prior to entering the actual competition.
- (2) The log shall start from the same end of the course for all teams and shall be returned to the starting end for the next team by entrants who have already finished the event.
- (3) The judging of this event shall be accomplished by one judge who shall follow the rolling of the log from start to finish for each team. He will place himself behind the stakes in position to see that the log contacts such stakes before a crew relinquishes possession to the next crew to roll in the opposite direction. The participants shall act according to his loud verbal directions. He shall repeat his procedure until a team has finished the event. This same judge and assistant shall start each entrant team and be responsible for the timing of each.

The Canoeing Events

I. General Rules on Equipment

- A. Canoes may be brought by individual teams or borrowed from another team.
- B. Paddles may be of any description, other than double-bladed, but may not be used with a lock or any other mechanical attachment to the canoe.
- C. As many paddles may be carried in a canoe as desired, but all paddles that leave the starting line in any event must be in the canoe, at least in part, at the finish of the event.
- D. Paddles may be tied into a canoe for an event, but only after the starting signal for the event.
- E. No clamps or other devices to hold a spare paddle into a canoe may be used.
- F. Buoys shall stand not less than six inches above the water and shall be colored.

II. General Rules on Entrants

Each six man team may enter each team member in only one of the three canoe events; i. e., two men in the Singles Race with Obstacles, two men in the Doubles Race with Obstacles, and two men in the One Man Portage Race.

III. One and Two Man Race with Obstacles

A. Purpose

The purpose of these two events shall be to canoe through an obstacle course for speed.

B. Special Equipment

None

C. Procedure

- (1) Prior to the starting signal, the entrant(s) shall be in the canoe with the bow of the canoe not over the starting line.
- (2) At the starting signal, the entrant(s) shall paddle the prescribed course, starting and finishing at the same line and racing the course in either clockwise or counter-clockwise directions.
- (3) The entrant(s) must be in the canoe when it crosses the finish line.

D. Scoring

- (1) The team score shall be determined from the total time for the entrant(s) to canoe the course; timing will run until the stern of the canoe crosses the finish line.
- (2) Penalties
 - (a) Missing a buoy shall be defined as passing a buoy on the wrong side. This includes passing the bow on the proper side and showing the buoy amidships on the wrong side.
 - (b) Submerging a buoy shall be defined as running over a buoy but now showing it on the wrong side of the canoe. This does not include a "miss" such as passing a buoy at the bow on the wrong side, and passing the buoy in the stern on the proper side.
 - (c) Loss of a paddle or failure to return with a portion of a broken paddle shall constitute a penalty.

E. Comments

- (1) The penalties for missing, submerging, or for losing a paddle shall be determined at a meeting of the captains prior to the running of the event.
- (2) The missing and submerging penalties shall be in seconds added to the team time for the event and be in proportion to the length of the course, and shall be greater for "missing" than for "submerging."
- (3) The penalty for losing a paddle shall be in seconds added to the team time.

IV. One Man Portage Race

A. Purpose

The purpose of this event shall be to paddle a canoe over a specified length of water, beach, portage (according to Webster, to carry) the canoe, and return to the finish line by paddling another specified course.

B. Special Equipment

- (1) A packboard must be used by each entrant and shall be supplied by the team.
- (2) A yoke or similar device for portaging the canoe shall not be allowed.

C. Procedure

- (1) This event shall be run by the sponsoring committee in any way it desires so long as the sequence of water, land, and water enter into the race.
- (2) At the starting signal, the entrant shall start the course in the manner appropriate to the course as laid out by the host and he shall continue to the finish line.
- (3) The entrant may not paddle with the packboard on nor may he portage with the packboard off.

D. Scoring

- (1) The team score shall be determined from the total time of the two entrants, timed separately, in completing the course.
- (2) The course shall be considered to have been completed when the stern of the canoe crosses the finish line.

In the event that the rules set forth above are changed in any manner, or new rules are added to the meet, these additions and/or changes shall be added to this book on the blank pages following.

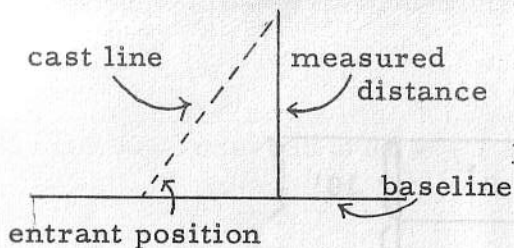


Figure I. Measurement of casts for distance fly casting will be made perpendicular to the base line.

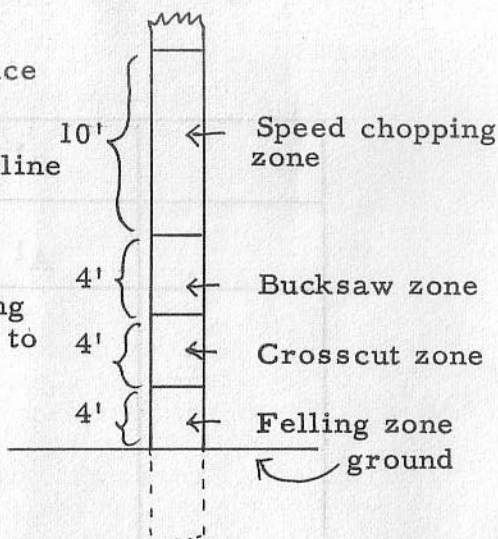


Figure II. The felling tree will be plainly marked with circles of white paint at the places indicated in this figure.

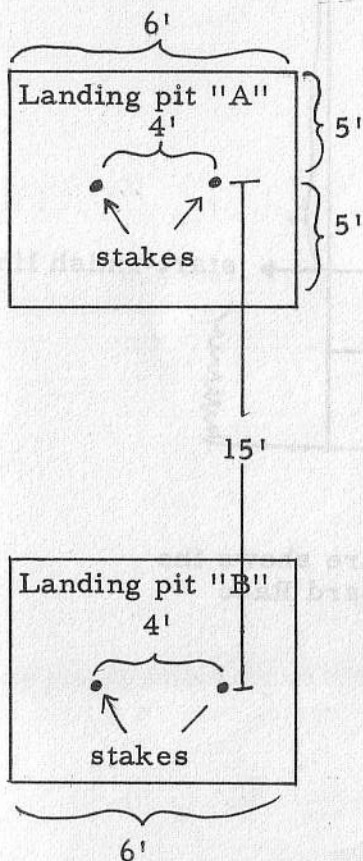


Figure III. This figure shows the layout of the pulp throwing pits.

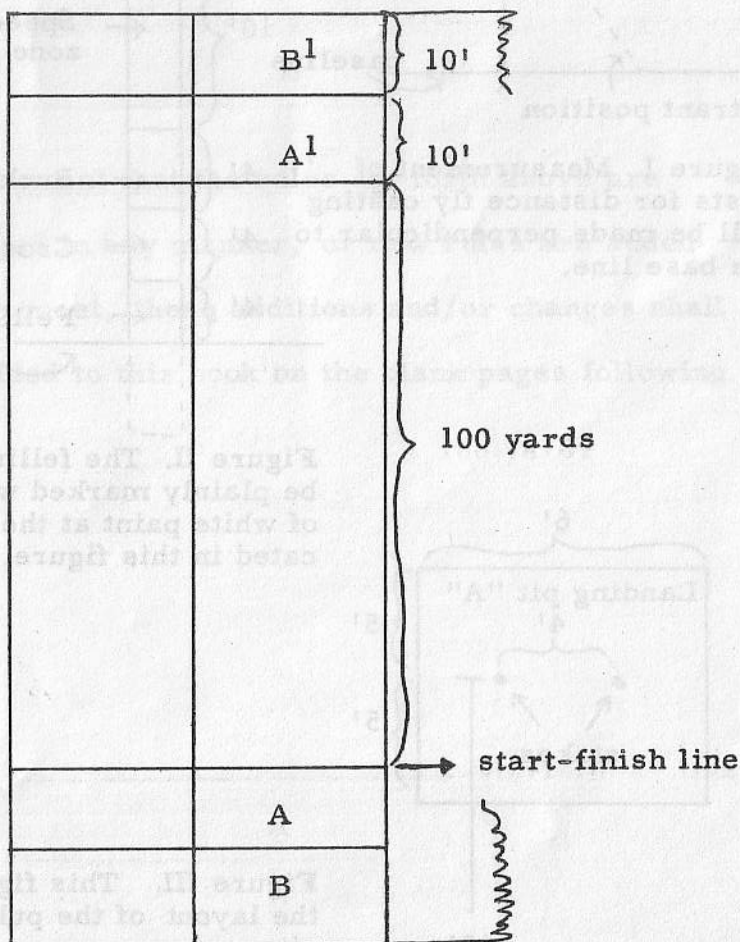


Figure IV. This figure shows the layout of the Pack Board Race course.